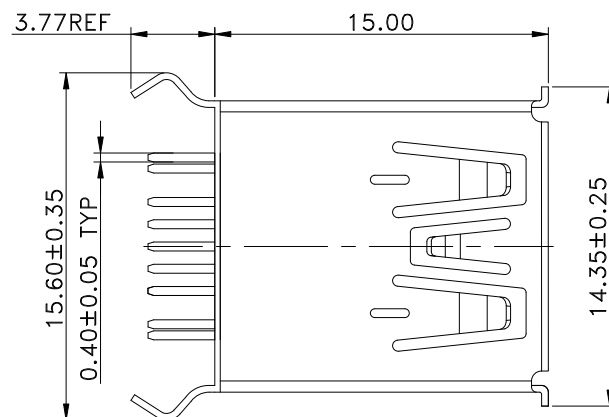


PRODUCT NUMBER

10132432-000XXLF



NOTE:

1. PRODUCT SPECIFICATION: GS-12-1273.
2. PACKAGE SPECIFICATION: GS-14-2423.
3. THE HOUSING WILL WITHSTAND EXPOSURE TO 235°C PEAK TEMPERATURE FOR 5 SEC. IN A WAVE SOLDERING APPLICATION.
4. PART NUMBER:

10132432-000 X X LF

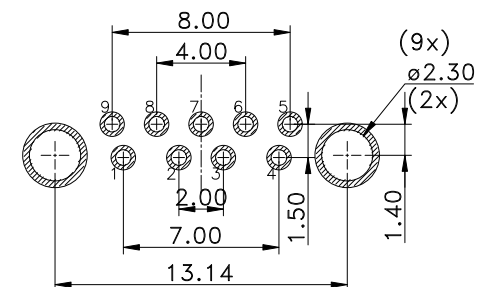
PLATING:

1: G/F ON CONTACT

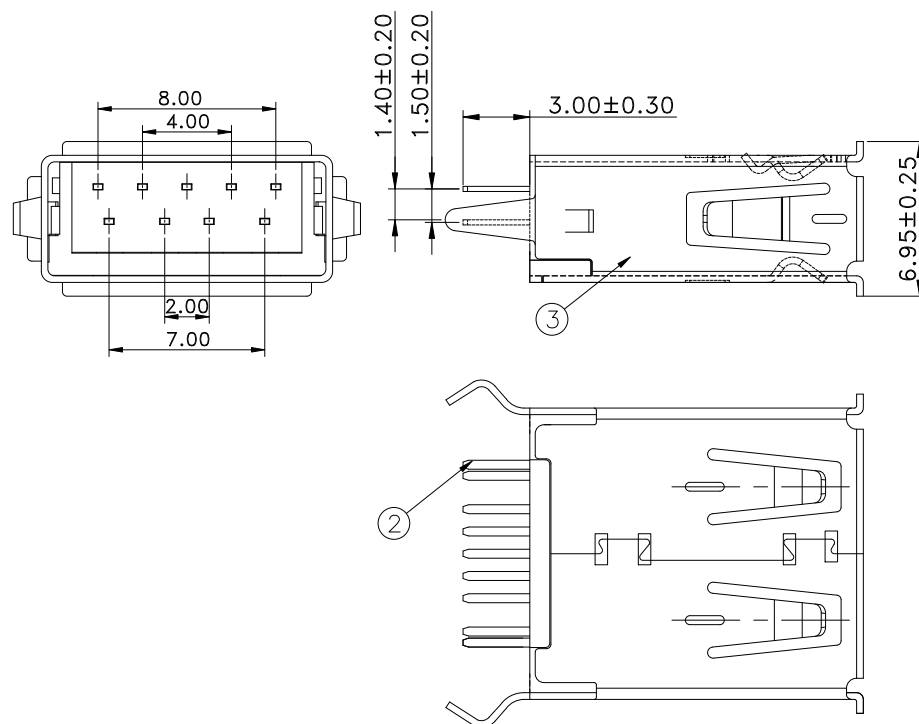
2: 30u" Au ON CONTACT

PACKAGE:

1: TRAY



PCB HOLES (TOP VIEW), FOR 1.6mm PCB
 NOTE: GENERAL TOLERANCE: $\pm 0.05\text{mm}$



Pin No.	Signal Name	Pin No.	Signal Name
1	VBUS	5	SSRX-
2	D-	6	SSRX+
3	D+	7	GND
4	GND	8	SSTX-
SHELL	SHIELD	9	SSTX+

③	SHELL		1	BRASS	Ni-PLATED
②	TERMINAL		9	COPPER ALLOY	AU/Sn-PLATED
①	HOUSING		1	HIGH TEMP. THERMOPLASTIC, UL 94V-0	BLUE
NO.	PART NAME	TER'NO.	QTY.	MATERIAL	REMARK
mat'l. code		surface	tolerance	projection	product family
ltr		ecn no	dr	date	USB 3.0
A		TAI	2014-11-25		title
		angles	linear	16<L≤63 ±0.4	USB 3.0 REC. CONN.
				4<L≤16 ±0.3	TYPE A, V/T THROUGH HOLE
		X°±5°		L≤4 ±0.2	
		dr	KENNY TAI	2014-11-25	dwg no
		enr	KENNY TAI	2014-11-25	sheet 1 of 1
		chr	KENNY TAI	2014-11-25	size
		appd	PM ZHENG	2014-11-25	10132432
					A4
					type
					CUSTOMER Drawing
sheet index	revision sheet	A	1		